



DRC

DIN Rail Adapter Kit



The DRC DIN rail adapter kit consists of two flexible plastic DIN rail clips, an adhesive backed foam "stop", and a snaptrack with punched holes. The snaptrack has pre-punched holes to accommodate the DRC clips. The stems on the clips fit into the pre-punched holes in the snaptrack and have flexible locking "wings" to prevent them from backing out once installed. The supplied adhesive backed foam stop is used to prevent movement of the board in the snaptrack. Snap into pre-punched holes in back of snaptrack. It can be installed either direction for vertical or horizontal mounting. DRC and snap track assembly removes easily from DIN rail

with screwdriver or pry tool. DRC can be removed if snap track mounting method changes. Place foam stop on snaptrack under terminal block leads to keep board from moving.

Applications: Allows any Interface product that mounts in snap track to be mounted on DIN rail where required.

The DRC is covered by ACI's Two (2) Year Limited Warranty. The warranty can be found in the front of ACI's Sensors & Transmitters catalog, as well as on ACI's website, www.workaci.com.

PRODUCT SPECIFICATIONS

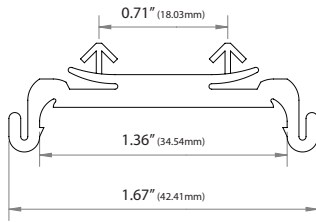
DIN Rail Size:	35 mm (U.S. Patent No. 7,416,421)
Foam Stop Material:	Neoprene/EPDM/SBR Blend
Foam Stop Dimensions:	0.75" Diameter, 0.50" Thickness
Agency Approvals:	RoHS2, WEEE
Snaptrack Material:	Polyvinyl Chloride (PVC)
Snaptrack Flammability Rating:	UL94 V-0
Storage Temperature	35 to 120°F (1.7 to 48.9°C)/10 to 95% non-condensing
Snaptrack Material:	-20 to 150°F (-40 to 65.5°C)





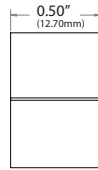
DIMENSIONAL DRAWING

DIN Rail Clip



Front View

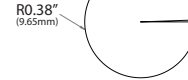
Foam "Stop"



DIN Rail Clip

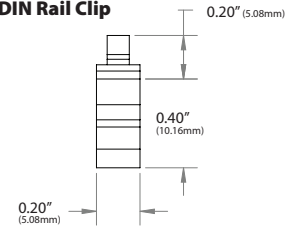


Foam "Stop"



Top View

DIN Rail Clip



Right View

STANDARD ORDERING

Model # Example: **DRC 4.69 X 3.25** -OR- **142620**

Model #	Item #	Product Family	Snap Track Dimensions
A/DRC 4.69 X 3.25	142620	AIM2, DMUX, DRN3.1, RIM-5	4.69" x 3.25" (119.13 x 82.55mm)
A/DRC 3.88 X 3.25	142621	AFP, AIM1, AIM3	3.88" x 3.25" (98.55 x 82.55mm)
A/DRC 3.88 X 4.0	142622	6N1-ISO, PHOTON4.1	3.88" x 4.00" (98.55 x 101.6mm)
A/DRC 3.88 X 2.18	142623	ARM2, AUD, LPR, PTA, PTP	3.88" x 2.18" (98.55 x 55.37mm)
A/DRC 2.7 X 3.25	142624	AAR, ASA, ATL, EFP, EPC, EPW, MAO, MDO	2.70" x 3.25" (68.58 x 82.55mm)
A/DRC 2.7 X 2.3	142625	6DI-1AO, LLS-T, PS1.5	2.70" x 2.30" (68.58 x 58.42mm)
A/DRC 2.7 X 2.18	142626	ATP, ARM, PTA2, PTS, PXP, RTI, TOB	2.70" x 2.18" (68.58 x 55.37mm)
A/DRC 1.8 X 3.25	142627	LONDUP, SW1	1.80" x 3.25" (45.72 x 82.55mm)

